



# FLOOR STANDING CABINET


42U



**Shelf**



**Earthing cable**



**Fan**



**Display**



**PDU**



**Light**

## Specification table

No.	Part Name	QTY	BS-SC1-G-42U	BS-SC1-V-42U	BS-SC1-G8-42U
1	Frame	2	1.2mm SPCC steel	1.2mm SPCC steel	1.2mm SPCC steel
2	Front Door	1	5mm tempered glass	1.2mm SPCC vented steel	5mm tempered glass
3	Side Door	2	1.2mm SPCC steel	1.2mm SPCC steel	1.2mm SPCC steel
4	Bottom	1	1.2mm SPCC steel	1.2mm SPCC steel	1.2mm SPCC steel
5	Top	1	1.2mm SPCC steel	1.2mm SPCC steel	1.2mm SPCC steel
6	Rear door	1	1.2mm SPCC steel	1.2mm SPCC steel	1.2mm SPCC steel
7	Mounting Profile		1.5mm SPCC steel	1.5mm SPCC steel	1.5mm SPCC steel
8	Side lock	2	Yes	Yes	Yes
9	Hinges	4	2.0mm steel	2.0mm steel	2.0mm steel
10	Wiring Panel	7	1.2mm SPCC steel	1.2mm SPCC steel	1.2mm SPCC steel
11	Cage nut Stainless steel	/	30	30	30
12	Light button	1	Yes	Yes	Yes
13	Quick open latch	/	4	4	4
14	Fan	/	4	4	4
15	PDU	/	1	1	1
16	Shelf	/	3	3	3
17	Light	/	1	1	1
18	heat sensor	1	Yes	Yes	Yes
19	Earthing	2	Yes	Yes	Yes
20	Castors & feet	/	4	4	4
21	Vertical cable tray	2	Not	Not	Yes
22	Packing (Flat)	4	cartoon	cartoon	Cartoon
23	Assembly	/	Not	Not	Not
24	Width (mm)	/	600	600	800
25	Depth (mm)	/	1000	1000	1000
26	Height (mm)	/	1960	1960	1960